

# QUALIFIED Remodeler

BEST PRACTICES, PRODUCTS & DESIGN IDEAS

[www.qualifiedremodeler.com](http://www.qualifiedremodeler.com)

## Whole-house Nantucket Style

— page 42

*A mid-century ranch is taken to new heights by architect Paul Gaiser of Rockville, Md.*

16 **Make Time for Planning**

22 **The Remodelers' Choice 100**

46 **Trends: Insulation Systems**




# The Remodelers' Choice

## 59 PBW110H Bath Fans


Fantech Inc. offers an extensive line of Premium Bath Fans, including the PBW110H (shown).

The motor and housing mount on an exterior wall so any motor noise is isolated outside the living area. Insulated flex duct runs from the exterior fan to a small grille with halogen light that is mounted in the ceiling of the bath. **Circle 59**



## 60 Thick Aluminum Surface

The thick aluminum surface of **Warmboard** radiant subfloor possesses the two most important properties for excellent thermodynamic performance: high conductivity and low thermal mass. The high efficiency of Warmboard ensures compatibility with any type of floor covering. Warmboard is the only radiant heat panel that is also a structural subfloor. **Circle 60**



## 61 Ashland Series

**Hakatai Enterprises** has improved and expanded its popular Ashland Series. The new Ashland-e Series is comprised of between 30 and 70 percent recycled glass from bottles and/or other waste glass. In addition to the new content, Hakatai has added new colors, sizes and finishes. **Circle 61**



## 62 Complete Line of Floor Heating Systems

**Warmup** manufactures a complete line of floor heating systems to match different applications. The Loose Wire System is an ultra-thin, 1/8-in. dual-core floor heating element. The Undertile Matting System includes a radiant heating cable attached to a tough fiberglass mesh. The Carbon Heater consists of made-to-measure panels designed to warm the floor surface up to a maximum of 85 degrees F. **Circle 62**



## SANIFLO Macerator

The original plumbing solution



1-800-571-8191 | [www.saniflo.com](http://www.saniflo.com)

Saniflo...all you need is water and an electrical power supply, get the job done in a day!

Saniflo systems are installed above the floor. All units are pre assembled and suitable for:



Garages



Under the stairs



Basements



Bedrooms

# SANIFLO

SINCE 1958

## Install a complete bathroom anywhere!

- 3 inlets (toilet, shower/bath and sink)
- Check valves included
- Vertical plumbing, up to 15ft
- Horizontal pumping up to 150ft
- Full range of models to suit your specific needs
- 2 year warranty




For more information circle 105



## 85 Adams Casing Profile

**AZEK Building Products**, a maker of cellular PVC trim and mouldings, has expanded its moulding product line with the addition of the Adams Casing profile, a universal profile for creating detailed shadow lines and add-



ing character to any vintage window trim application. The company offers 16 profiles that are one-for-one replacements for their wood counterparts. **Circle 85**

## 86 Minima Frameless Shower

The Minima shower enclosure from **Kohler** creates a frameless rectangle with one fixed panel and one that integrates a sliding door to create an open 46- by 35-in. luxury shower environment. The Minima shower is nearly

the size of most common shower spaces making it attractive for retrofitting. **Circle 86**



## 87 Automatic Drawer Openers

**Hettich America's** "Easys" are electric, automatic drawer openers that can be activated by touching anywhere on the front of the drawer. This technology allows for a sleek and continuous design that is uninterrupted by cabinet



hardware. The Easys system works through the use of an electric drive unit hidden inside of the cabinet which provides a smooth, even opening movement. This system is designed so that it does not take up valuable drawer space. The electric drive is deactivated anytime the drawer meets even a slight resistance. Drawers can also be used traditionally if there is a power outage. **Circle 87**




## 88 Ashlar Profile

**Eldorado's** Ashlar profile is a larger, more formal rectangular-shaped stone that is ideal for both traditional and modern architectural applications. It works well on larger surface areas. Ashlar's pattern and dimensions, both in height and length, make for easier installation. It will be available in three new colors nationwide: Santa Barbara, Bedford and Fairmont. **Circle 88**

## 89 Douglas Fir Estate Lattice

**Woodway** premium Douglas fir estate lattice features moulded lath for a finished look indoors and stainless steel fasteners and exterior grade glue to last outdoors. The Cape May style (shown) is an historically accurate panel for jobs requiring a closer slat orientation. Also available are Newport, a wide-slat version, and Rockport, an all-purpose lattice upgrade. **Circle 89**



## 91 Horizon Series

**Hakatai** has launched the Horizon Series of mixed-media mosaic blends, offering blends of glass, glass and metal, and glass and stone. The unique random blends offer the versatility and color options of glass mosaic tile, combined with the diversity of texture presented by polished stone, stainless steel or copper mosaics. **Circle 91**




## 92 Custom Coat Finishes

**Carlisle Wide Plank Floors** introduces its Custom Coat finishes. The finishes are applied to the top, bottom and even the tongue and groove so that the board will stay dry, flat and stable. Also incorporated is a special adhesive that further inhibits mold, mildew and other unhealthy airborne microbes. **Circle 92**

## 90 OSI WINTeQ Window Installation System

**Henkel** announces the introduction of the OSI WINTeQ Window Installation System, the first three-component compatible window installation system. The new OSI WINTeQ system helps take the confusion out of product selection and increases protection against energy loss and water penetration in three steps: flash, seal, foam. **Circle 90**



## 93 Watertite Mold & Mildew-Proof Paint

Watertite Mold & Mildew-Proof Waterproofing Paint from **ZINSSER Co.** has a unique oil-base formula that combines a state-of-the-art waterproofing resin with Portland cement to create a coating that stops up to 34 psi of water pressure. It also contains a mildewcide to prevent the growth of mold and mildew for a minimum of five years after application, making it great for basements and other masonry surfaces where mold and mildew can be problematic. **Circle 93**

